

City of Charlottesville Community Wellbeing Profile: Summary

UVA Center for Community Partnerships in partnership with the City of Charlottesville Office of Social Equity

The Charlottesville City Community Wellbeing Profile provides current data for measures related to the well-being of Charlottesville residents. The American Human Development Index (AHDH)—calculated from metrics on health, access to knowledge, and living standards and scored on a scale from 0 to 10—is used as a framework to assess and advocate for increased and inclusive well-being.

		Health		Access to Knowledge			Living Standards
	American HD Index	Life Expectancy (years)	At Least High School Diploma	At Least Bachelor's Degree	Graduate Degree	School Enrollment	Median Earnings (2023 \$)
Local							
Charlottesville	6.2	79	93%	61%	33%	87%	\$38,285
Albemarle	7.3	82	94%	61%	31%	85%	\$51,922
State							
Virginia	5.8	78	91%	41%	18%	76%	\$49,405

Data Sources: *Life Expectancy*: County Health Rankings, 2024. *Education and Earnings*: U.S. Census Bureau, American Community Survey 5-year estimates, 2023.

Census tract-level AHDH values provided in this profile show that there are wide disparities in outcomes related to health, education, and economic success within the City of Charlottesville.

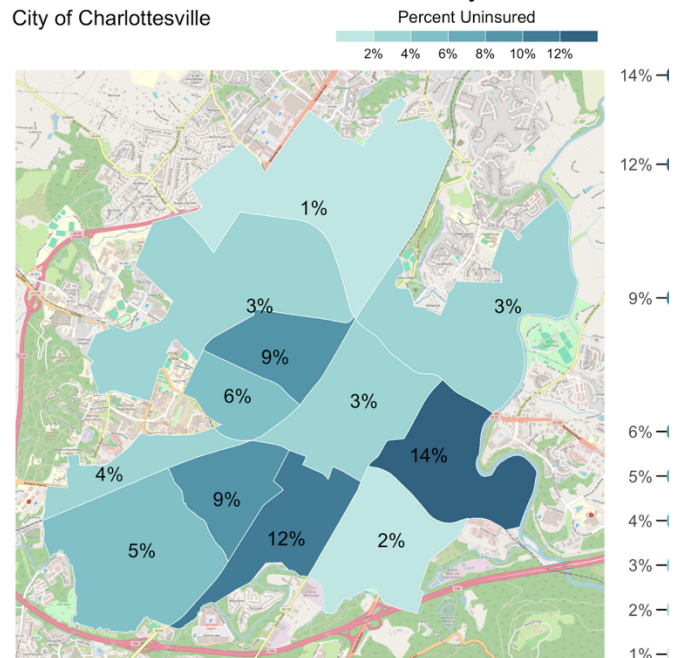
HEALTH

Life expectancy at birth in Charlottesville is 79 years, however, there are major demographic disparities: a 9-year difference between Black and white residents. The percent of residents without health insurance ranges within the city, from a low of 1% to a high of 14%. There are also stark disparities by racial and ethnic identity, with 3% of white residents, 11% of Black residents, and 16% of Hispanic residents lacking coverage.

EDUCATION

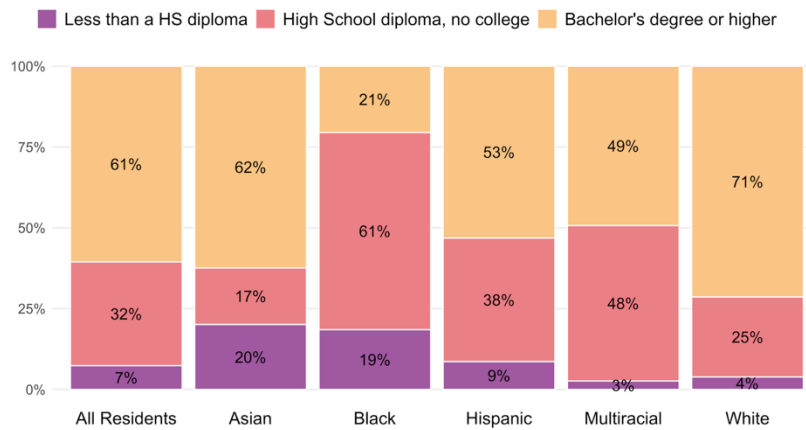
Overall, educational attainment is high in Charlottesville: 61% of residents overall have a bachelor's degree or higher. Among city census tracts, this value ranges from 36% to 78%. Additionally, there are differences in degree attainment by race: 21%

Residents with No Health Insurance by Census Tract
City of Charlottesville



of Black residents compared to 71% of white residents have BA's or higher.

Educational Attainment by Race/Ethnicity for the population 25 years and over
City of Charlottesville



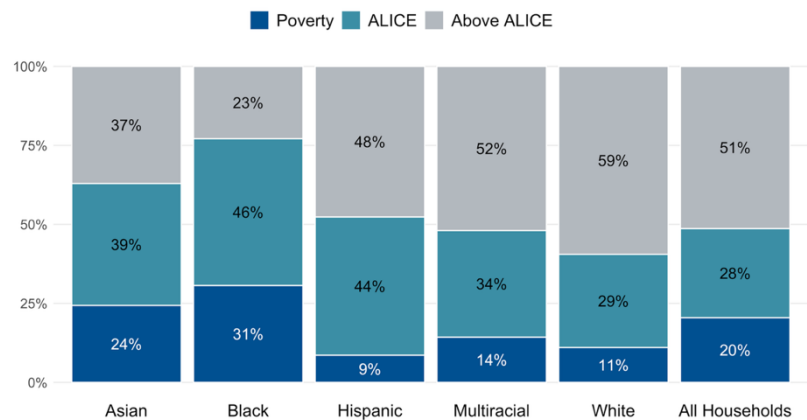
Data Source: U.S. Census Bureau, American Community Survey 5-year estimates, 2023

LIVING STANDARDS

The median household income for Charlottesville is around \$69,800 a year—across the city, median household income ranges from a low of around \$20,000, to a high of \$113,700.

Many households with incomes below the local cost of living threshold, but above the federal poverty line may not be traditionally thought of as financially burdened. Overall, 20% of households in Charlottesville are earning incomes below the federal poverty line and 28% of families earn above this amount but below the cost of living threshold, meaning they struggle to afford their basic needs.

ALICE Households by Race/Ethnicity
City of Charlottesville



Data Sources: ALICE Threshold, 2023; U.S. Census Bureau, American Community Survey, 2023

The impact of high rental costs on economic security is evident in how

much of a household's income goes towards housing. In many city census tracts over half of renters are burdened by housing costs, including a significant number of households considered severely burdened, spending over 50% of their monthly income on housing.

The measures presented in the Charlottesville City Community Wellbeing Profile are a resource to support understanding of our collective well-being and point to challenges we can address together. Each section of the report—Demographic Profile, Health Profile, Education Profile, and Economic Security and Housing Profile—also include key policy connections, highlighting research and policy choices that support universal well-being.

