

Albemarle County Community Wellbeing Profile: Summary

UVA Center for Community Partnerships in partnership with Albemarle County

The Albemarle County Community Wellbeing Profile provides current data for measures related to well-being, building on the 2021 Albemarle County Equity Profile. The American Human Development Index (AHDH)—calculated from metrics on health, access to knowledge, and living standards and scored on a scale from 0 to 10—is used as a framework to assess and advocate for increased and inclusive well-being.

	American HD Index	Health		Access to Knowledge			Living Standards
		Life Expectancy (years)	At Least High School Diploma	At Least Bachelor's Degree	Graduate Degree	School Enrollment	Median Earnings
Local							
Albemarle (2023)	7.3	82	94%	61%	31%	85%	\$51,922
Albemarle (2019)	7.4	83	95%	61%	30%	87%	\$44,030
State							
Virginia (2023)	5.8	78	91%	41%	18%	76%	\$49,405
Virginia (2019)	5.8	79	90%	40%	17%	78%	\$40,405

Data Sources: *Life Expectancy*: County Health Rankings, 2024. *Education and Earnings*: U.S. Census Bureau, American Community Survey 5-year estimates, 2023.

Census tract-level AHDH values provided in this profile show that there are wide disparities in outcomes related to health, education, and economic success within Albemarle County.

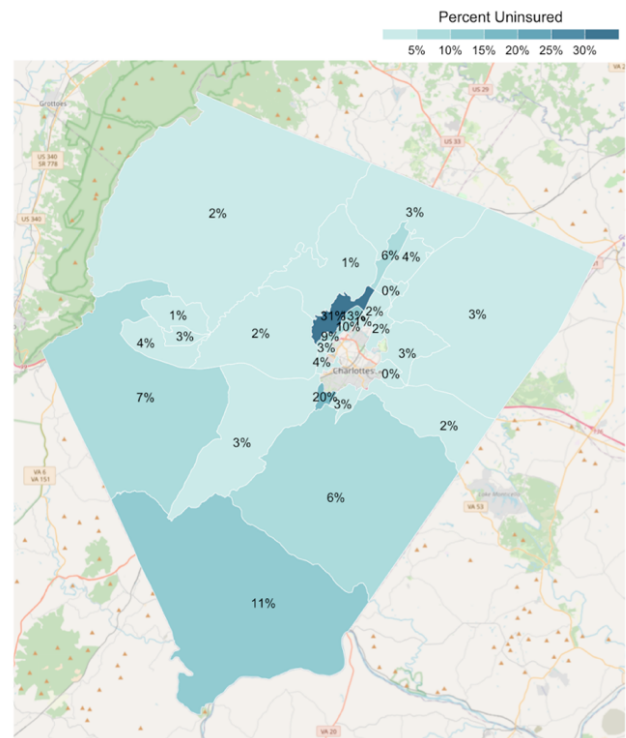
HEALTH

Life expectancy at birth is high in Albemarle, at 82 years, however, there are major demographic disparities: a 5-year difference between Black and white residents. The percent of residents without health insurance ranges, with most census tracts falling below 10% and others as high as 20% and 31%. There are also stark disparities by racial and ethnic identity, with 3% of white residents, 8% of Black residents, and 27% of Hispanic residents lacking coverage.

EDUCATION

Educational attainment is high in Albemarle County: 61% of residents overall have a bachelor's degree or higher. Among county census tracts, this value ranges from 37%

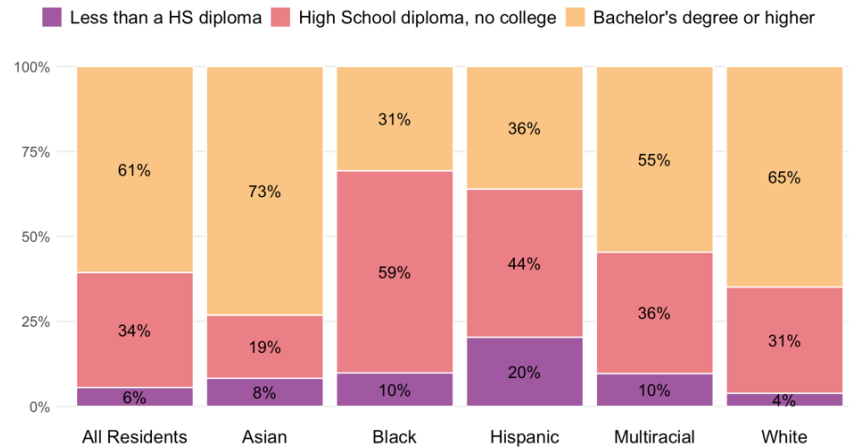
Residents with No Health Insurance by Census Tract
Albemarle County



Albemarle County Community Wellbeing Profile Summary

to 86%. Additionally, there are differences in degree attainment by race and ethnicity: 31% of Black residents, 36% of Hispanic residents, and 65% of white residents have BA's or higher.

Educational Attainment by Race/Ethnicity for the population 25 years and over
Albemarle County



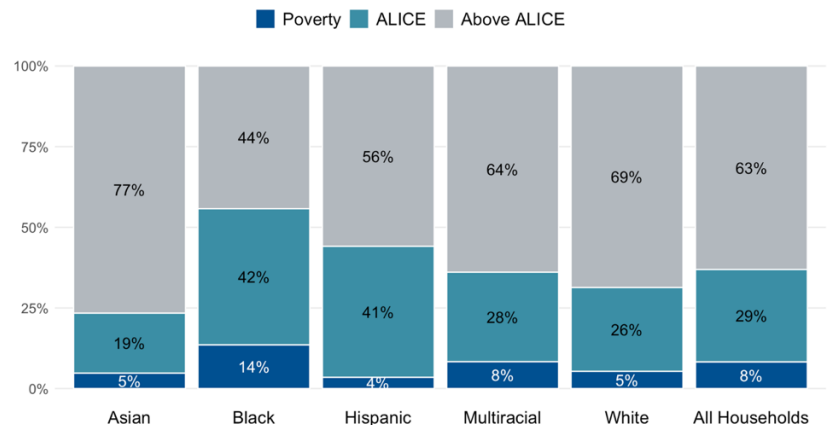
Data Source: U.S. Census Bureau, American Community Survey 5-year estimates, 2023

LIVING STANDARDS

The median household income for Albemarle is high, around \$102,600 a year—the value for which half of households bring in more and half bring in less. Across the county, median household income ranges from a low of \$41,000, to a high of \$183,000.

Many households with incomes below the local cost of living threshold, but above the federal poverty line may not be traditionally thought of as financially burdened. Overall, 8% of households in Albemarle are earning incomes below the federal poverty line and 29% of families earn above this amount but below cost of living threshold, meaning they struggle to afford their basic needs.

ALICE Households by Race/Ethnicity
Albemarle County



Data Sources: ALICE Threshold, 2023; U.S. Census Bureau, American Community Survey, 2023

These and other measures and outcomes presented in the Albemarle County Community Wellbeing Profile are a resource for residents and leaders to support understanding of our collective well-being and point to challenges we can address together. Each section of the report—Demographic Profile, Health Profile, Education Profile, and Economic Security and Housing Profile—also include key policy connections, highlighting research and policy choices that support universal well-being.

